

# Individual Report for Instructor Song (26313-20222 : ECON-318 Introduction to Econometrics (26313))

Project Title: **Learning Experience Evaluations - Summer 2022**

Courses Audience: **5**  
Responses Received: **3**  
Response Ratio: **60.0%**

---

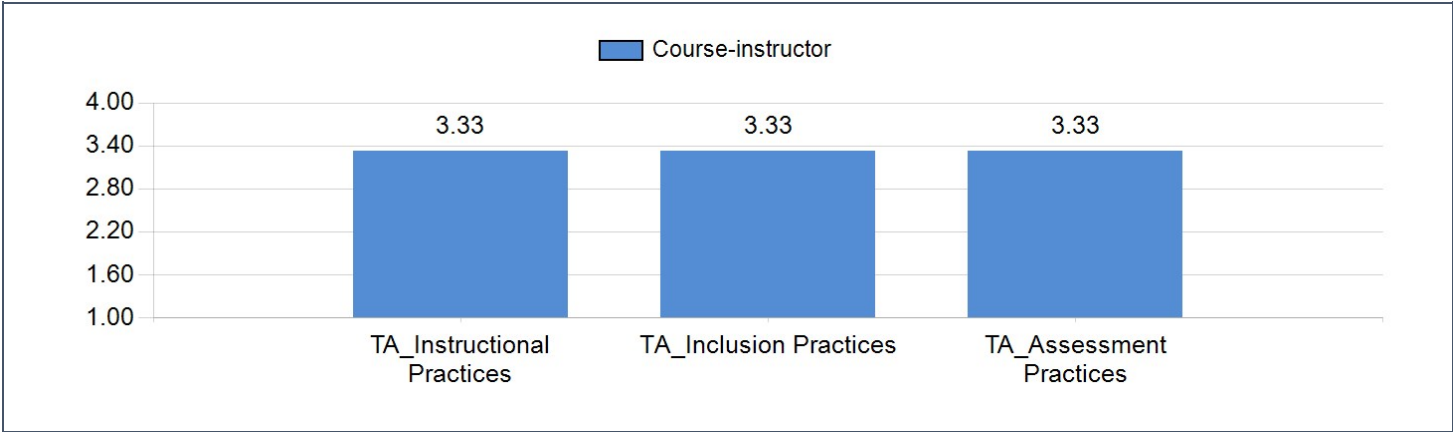
## Report Comments

**This semester's summary scores reflect a shift to online instruction.**

**Please download and save a PDF copy of this report**

LEARNING EXPERIENCE SUBSCALE ANALYSIS FOR TEACHING ASSISTANT

Learning Experience Subscale Average Score for Teaching Assistant



Competency	Course-instructor	Standard Deviation
TA_Instructional Practices	3.33	+/-0.50
TA_Inclusion Practices	3.33	+/-0.49
TA_Assessment Practices	3.33	+/-0.49

**TA\_INSTRUCTIONAL PRACTICES**

	N	Mean	Std. Deviation
The teaching assistant carefully explained difficult concepts, methods, and subject matter	3	3.33	0.58
The teaching assistant encouraged questioning and discussion of course topics from the students	3	3.33	0.58
The teaching assistant encouraged me to do my best work.	3	3.33	0.58

**TA\_INCLUSION PRACTICES**

	N	Mean	Std. Deviation
The teaching assistant used a variety of teaching approaches to meet the needs of all students.	3	3.33	0.58
The teaching assistant was receptive to the expression of diverse student viewpoints.	3	3.33	0.58
The teaching assistant demonstrated sensitivity to students' needs and diverse life experiences.	3	3.33	0.58
The course materials included diverse perspectives OR applications to diverse populations.	3	3.33	0.58

**TA\_ASSESSMENT PRACTICES**

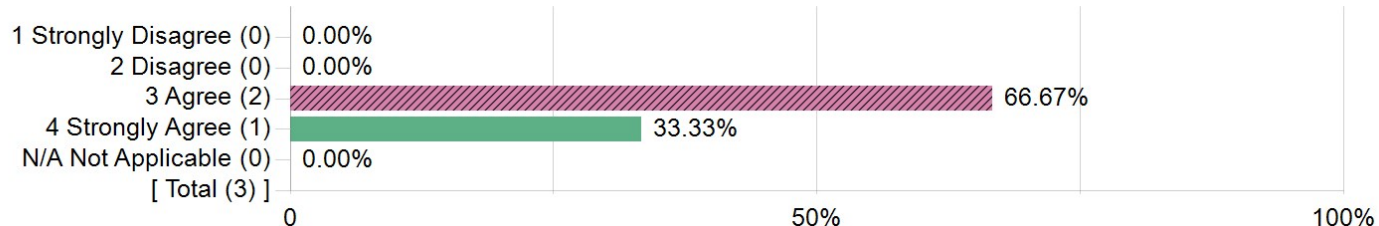
	N	Mean	Std. Deviation
The assessments/assignments reflected what was covered in the course	3	3.33	0.58
The grades I have received thus far reflect the QUALITY of my performance in the course.	3	3.33	0.58
The criteria for good performance on the assignments or assessments were clearly communicated.	3	3.33	0.58
The teaching assistant's evaluation of my performances was constructive.	3	3.33	0.58

## LEARNING EXPERIENCE SUBSCALE ANALYSIS FOR TA: INSTRUCTIONAL PRACTICES

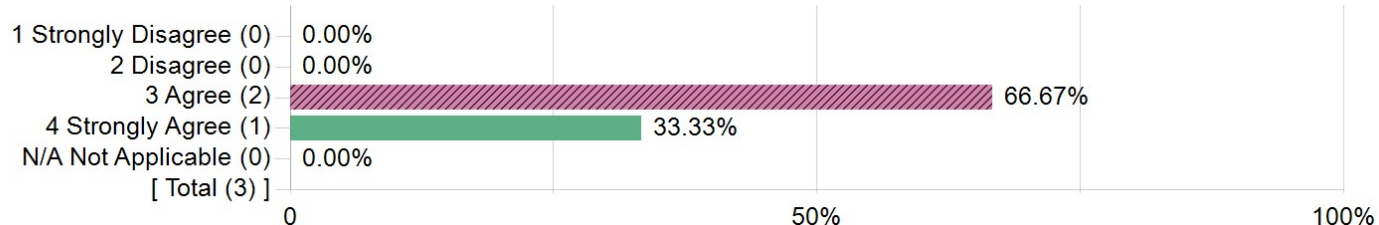
### TA\_INSTRUCTIONAL PRACTICES

	N	Mean	Std. Deviation
The teaching assistant carefully explained difficult concepts, methods, and subject matter	3	3.33	0.58
The teaching assistant encouraged questioning and discussion of course topics from the students	3	3.33	0.58
The teaching assistant encouraged me to do my best work.	3	3.33	0.58

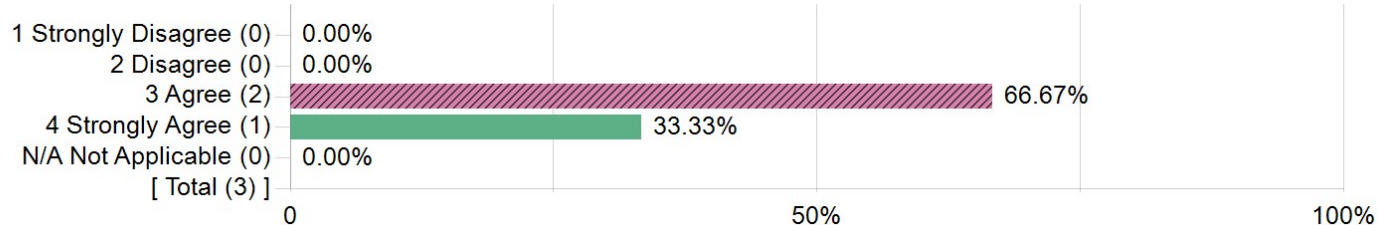
#### 1. The teaching assistant carefully explained difficult concepts, methods, and subject matter



#### 2. The teaching assistant encouraged questioning and discussion of course topics from the students



#### 3. The teaching assistant encouraged me to do my best work.

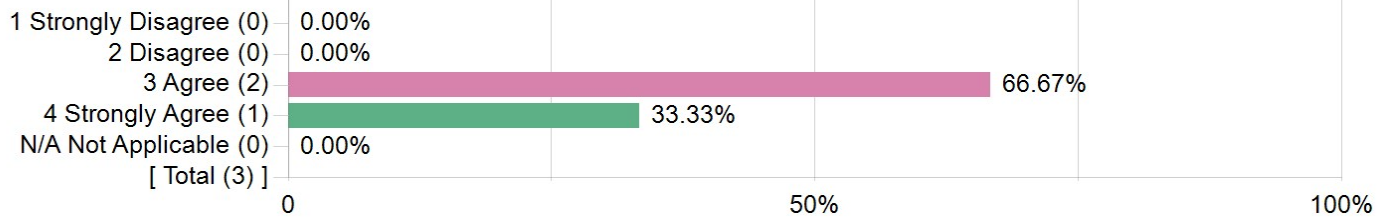


## LEARNING EXPERIENCE SUBSCALE ANALYSIS FOR TA: INCLUSION PRACTICES

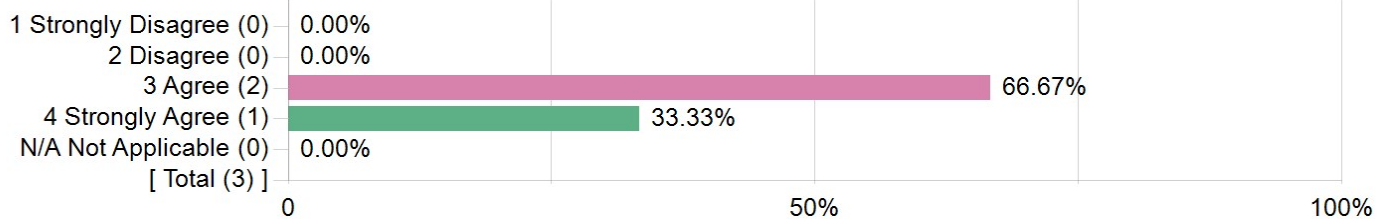
### TA INCLUSION PRACTICES

	N	Mean	Std. Deviation
The teaching assistant used a variety of teaching approaches to meet the needs of all students.	3	3.33	0.58
The teaching assistant was receptive to the expression of diverse student viewpoints.	3	3.33	0.58
The teaching assistant demonstrated sensitivity to students' needs and diverse life experiences.	3	3.33	0.58
The course materials included diverse perspectives OR applications to diverse populations.	3	3.33	0.58

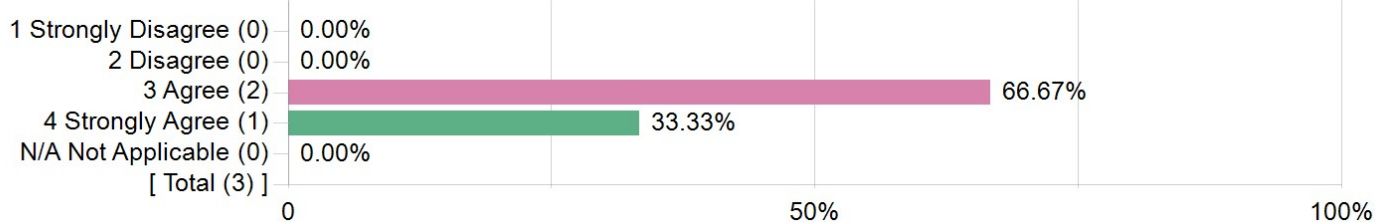
#### 1. The teaching assistant used a variety of teaching approaches to meet the needs of all students.



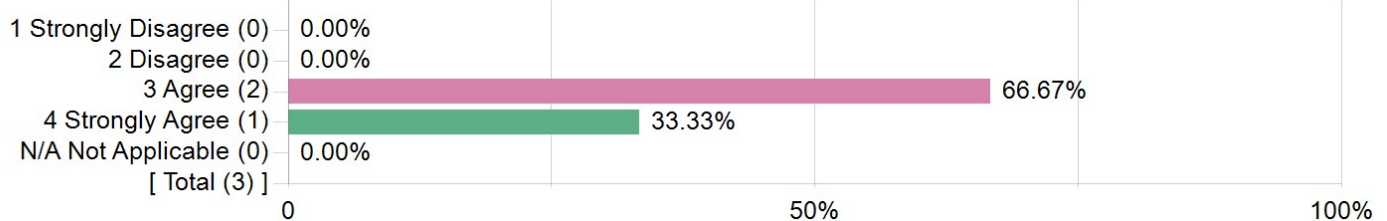
#### 2. The teaching assistant was receptive to the expression of diverse student viewpoints.



#### 3. The teaching assistant demonstrated sensitivity to students' needs and diverse life experiences.



#### 4. The course materials included diverse perspectives OR applications to diverse populations.

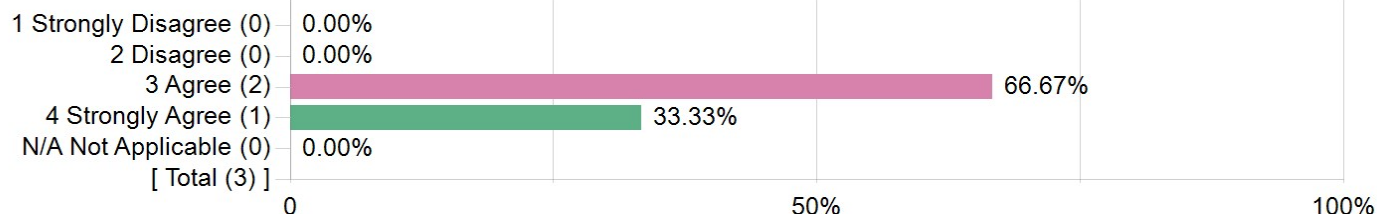


## LEARNING EXPERIENCE SUBSCALE ANALYSIS FOR TA: ASSESSMENT PRACTICES

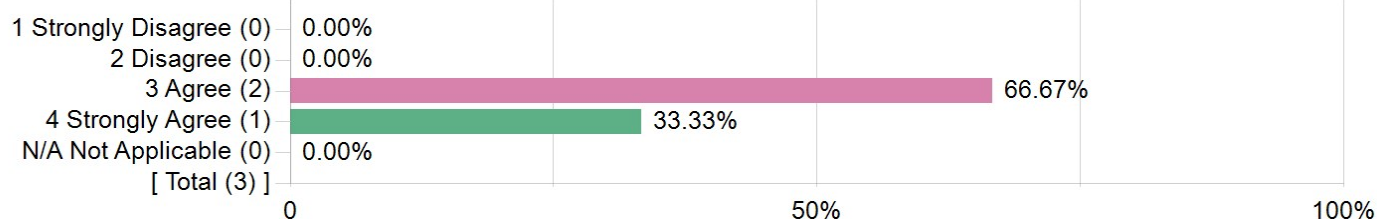
### TA\_ASSESSMENT PRACTICES

	N	Mean	Std. Deviation
The assessments/assignments reflected what was covered in the course	3	3.33	0.58
The grades I have received thus far reflect the QUALITY of my performance in the course.	3	3.33	0.58
The criteria for good performance on the assignments or assessments were clearly communicated.	3	3.33	0.58
The teaching assistant's evaluation of my performances was constructive.	3	3.33	0.58

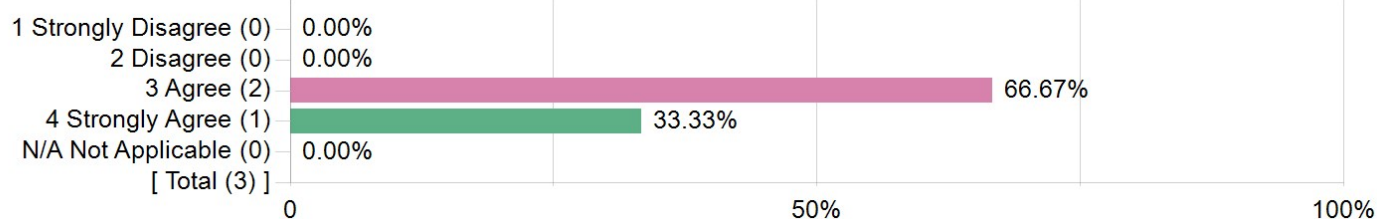
#### 1. The assessments/assignments reflected what was covered in the course



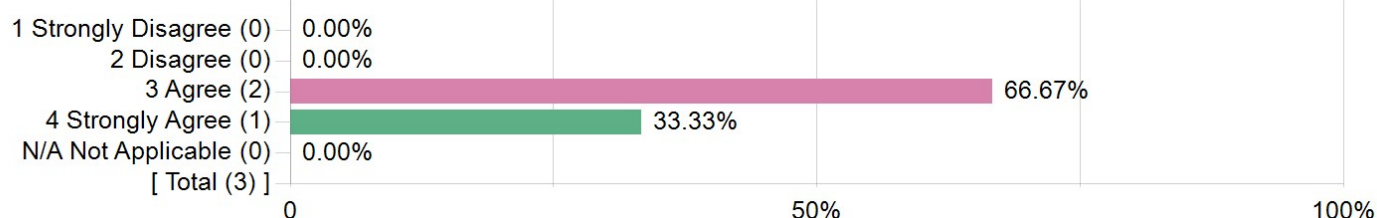
#### 2. The grades I have received thus far reflect the QUALITY of my performance in the course.



#### 3. The criteria for good performance on the assignments or assessments were clearly communicated.



#### 4. The teaching assistant's evaluation of my performances was constructive.



**TA: Is there additional information or feedback that you would like to share with teaching assistant Hayun Song?**


Comments
Not Answered



## STUDENT ENGAGEMENT ANALYSIS

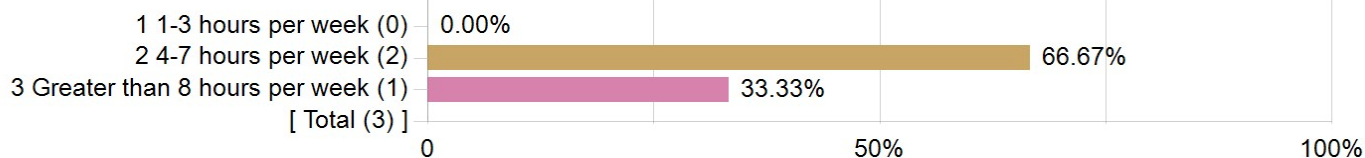
### Number of TA Interactions Outside of Class

TA: Approximately how many times did you interact with teaching assistant **Hayun Song** outside of class? (e.g., via email, office hours).

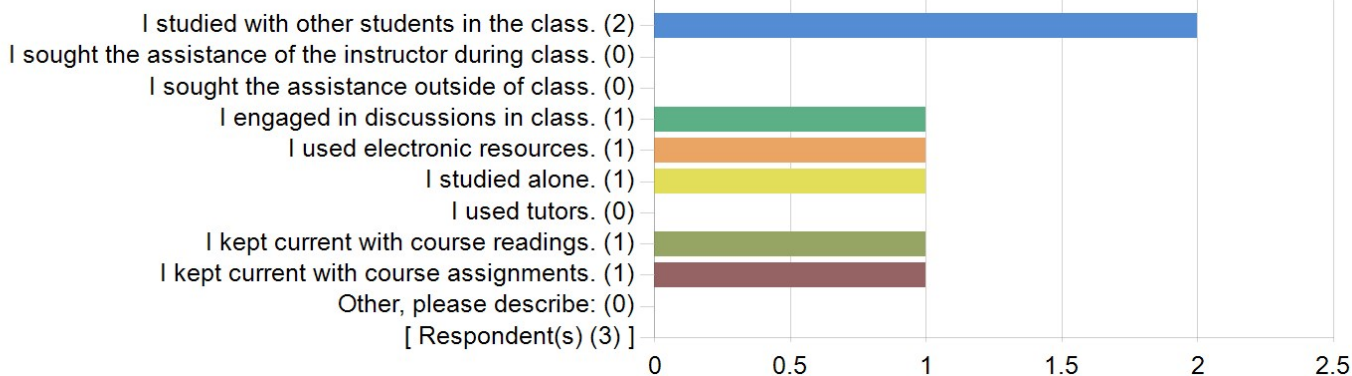


### Approximately how many hours did you spend on coursework outside of the classroom?

Approximately how many hours did you spend on coursework outside of the classroom?



### In what ways have you participated in your learning for this course? (Please select all that apply.)





**Please describe the MOST valuable aspect(s) of this course.**

Comments
Learning stata, learning how to apply statistics
Econometrics

**Please describe the LEAST valuable aspect(s) of this course.**

Comments
Too fast paced, maybe more examples would have been better
No least valuable aspect(s)