

Individual Report for Instructor Song (26312-20221: ECON-318 Introduction to Econometrics (26312))

Project Title: **Learning Experience Evaluations - Spring 2022**

Courses Audience: **24**
Responses Received: **11**
Response Ratio: **45.83%**

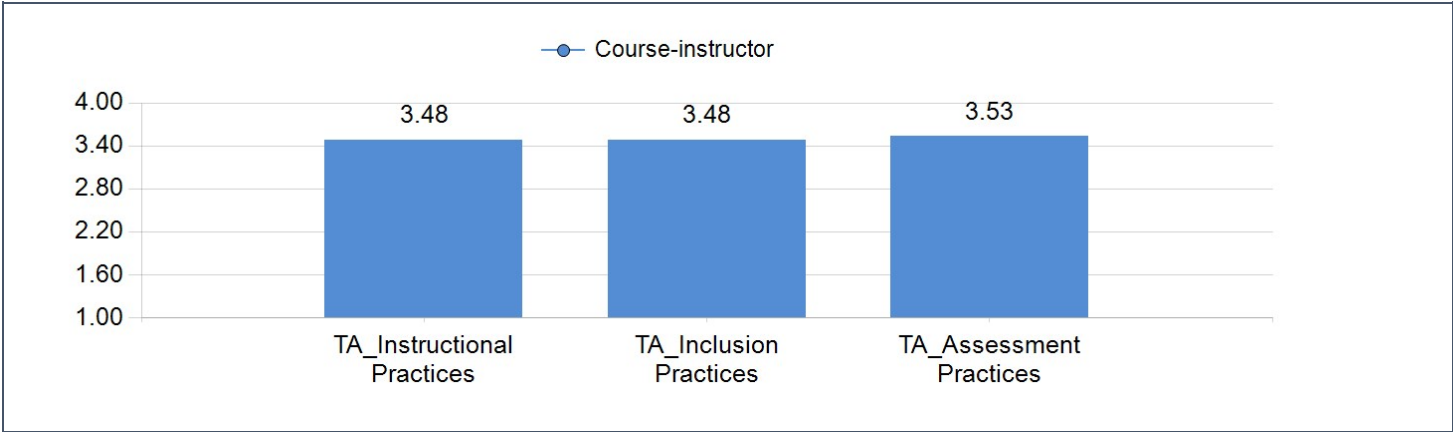
Report Comments

This semester's summary scores reflect a shift to online instruction.

Please download and save a PDF copy of this report

LEARNING EXPERIENCE SUBSCALE ANALYSIS FOR TEACHING ASSISTANT

Learning Experience Subscale Average Score for Teaching Assistant



Competency	Course-instructor	Standard Deviation
TA_Instructional Practices	3.48	+/-0.62
TA_Inclusion Practices	3.48	+/-0.67
TA_Assessment Practices	3.53	+/-0.50

TA_INSTRUCTIONAL PRACTICES

	N	Mean	Std. Deviation
The teaching assistant carefully explained difficult concepts, methods, and subject matter	11	3.45	0.69
The teaching assistant encouraged questioning and discussion of course topics from the students	11	3.45	0.69
The teaching assistant encouraged me to do my best work.	11	3.55	0.52

TA_INCLUSION PRACTICES

	N	Mean	Std. Deviation
The teaching assistant used a variety of teaching approaches to meet the needs of all students.	11	3.36	0.81
The teaching assistant was receptive to the expression of diverse student viewpoints.	11	3.55	0.52
The teaching assistant demonstrated sensitivity to students' needs and diverse life experiences.	11	3.45	0.69
The course materials included diverse perspectives OR applications to diverse populations.	9	3.56	0.73

TA_ASSESSMENT PRACTICES

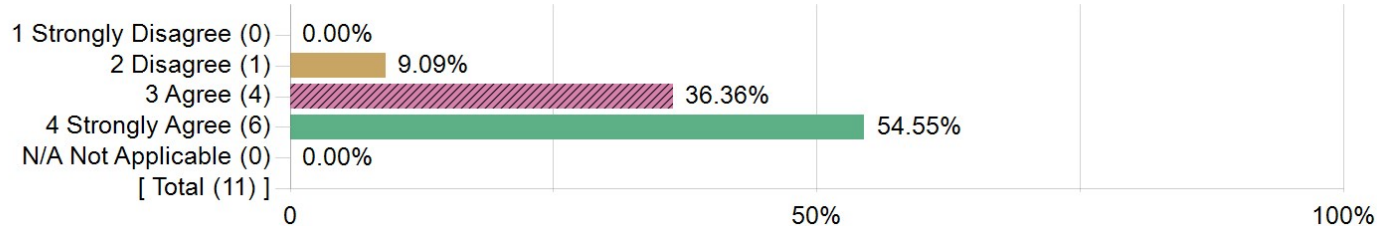
	N	Mean	Std. Deviation
The assessments/assignments reflected what was covered in the course	10	3.50	0.53
The grades I have received thus far reflect the QUALITY of my performance in the course.	11	3.55	0.52
The criteria for good performance on the assignments or assessments were clearly communicated.	11	3.55	0.52
The teaching assistant's evaluation of my performances was constructive.	11	3.55	0.52

LEARNING EXPERIENCE SUBSCALE ANALYSIS FOR TA: INSTRUCTIONAL PRACTICES

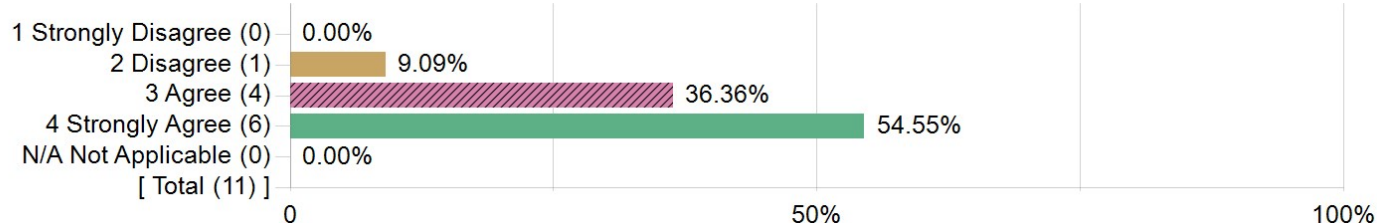
TA_INSTRUCTIONAL PRACTICES

	N	Mean	Std. Deviation
The teaching assistant carefully explained difficult concepts, methods, and subject matter	11	3.45	0.69
The teaching assistant encouraged questioning and discussion of course topics from the students	11	3.45	0.69
The teaching assistant encouraged me to do my best work.	11	3.55	0.52

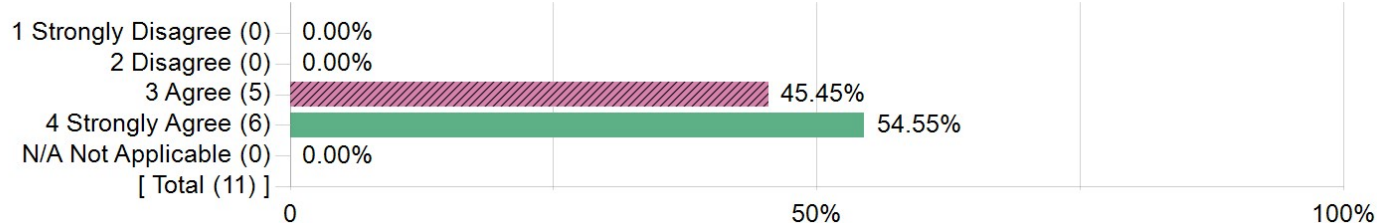
1. The teaching assistant carefully explained difficult concepts, methods, and subject matter



2. The teaching assistant encouraged questioning and discussion of course topics from the students



3. The teaching assistant encouraged me to do my best work.

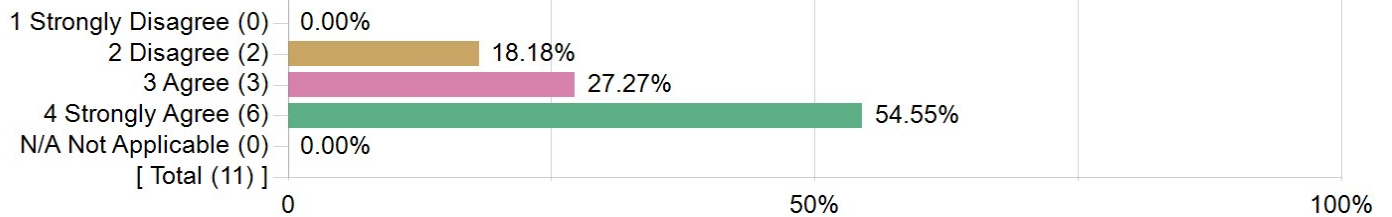


LEARNING EXPERIENCE SUBSCALE ANALYSIS FOR TA: INCLUSION PRACTICES

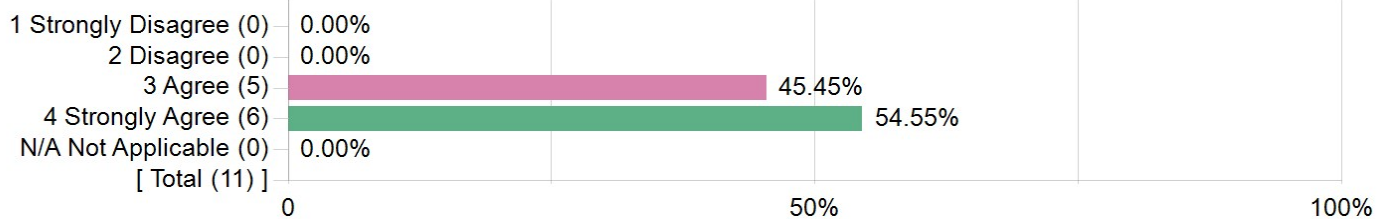
TA INCLUSION PRACTICES

	N	Mean	Std. Deviation
The teaching assistant used a variety of teaching approaches to meet the needs of all students.	11	3.36	0.81
The teaching assistant was receptive to the expression of diverse student viewpoints.	11	3.55	0.52
The teaching assistant demonstrated sensitivity to students' needs and diverse life experiences.	11	3.45	0.69
The course materials included diverse perspectives OR applications to diverse populations.	9	3.56	0.73

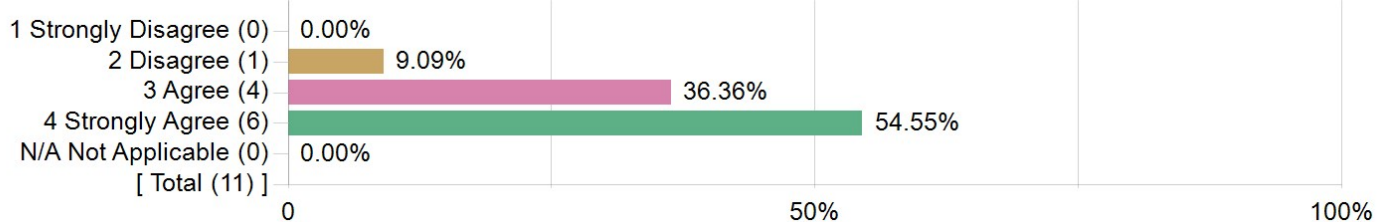
1. The teaching assistant used a variety of teaching approaches to meet the needs of all students.



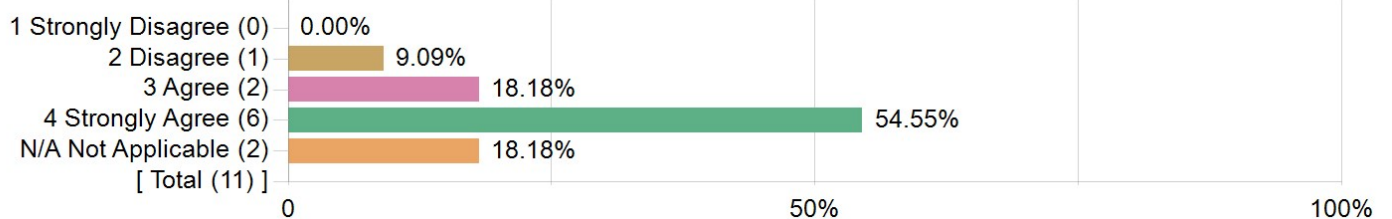
2. The teaching assistant was receptive to the expression of diverse student viewpoints.



3. The teaching assistant demonstrated sensitivity to students' needs and diverse life experiences.



4. The course materials included diverse perspectives OR applications to diverse populations.

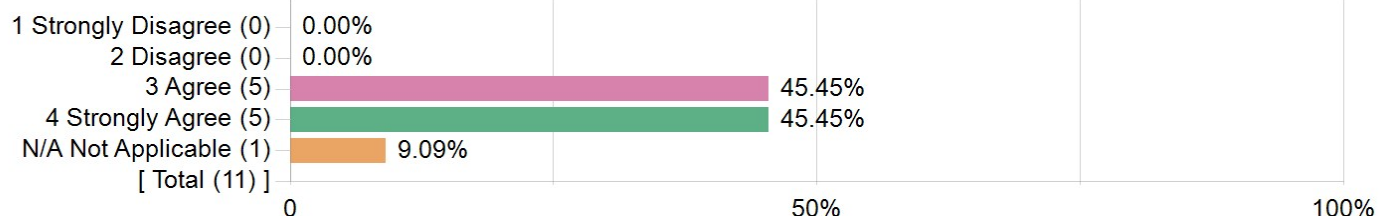


LEARNING EXPERIENCE SUBSCALE ANALYSIS FOR TA: ASSESSMENT PRACTICES

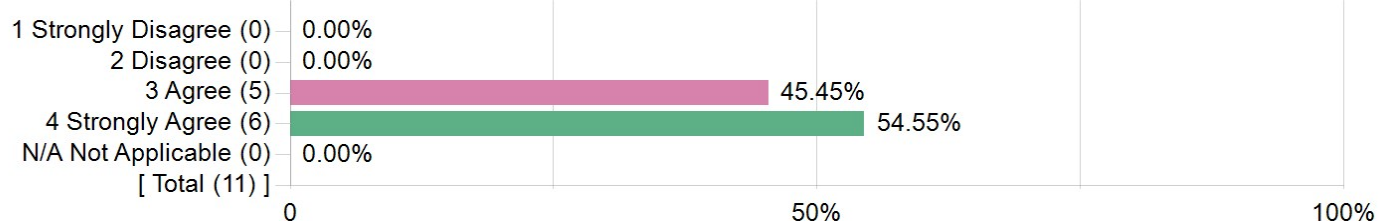
TA_ASSESSMENT PRACTICES

	N	Mean	Std. Deviation
The assessments/assignments reflected what was covered in the course	10	3.50	0.53
The grades I have received thus far reflect the QUALITY of my performance in the course.	11	3.55	0.52
The criteria for good performance on the assignments or assessments were clearly communicated.	11	3.55	0.52
The teaching assistant's evaluation of my performances was constructive.	11	3.55	0.52

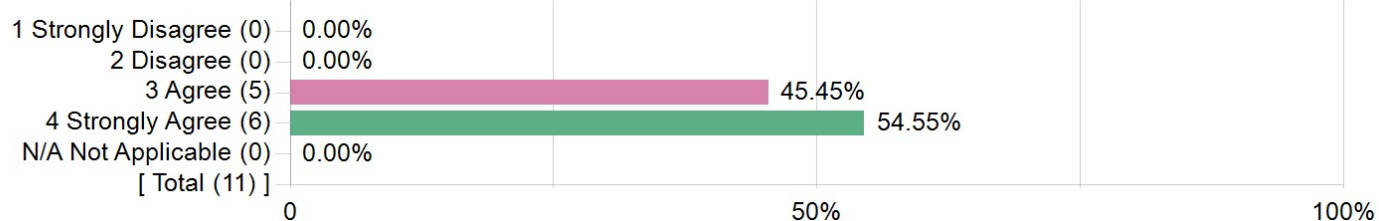
1. The assessments/assignments reflected what was covered in the course



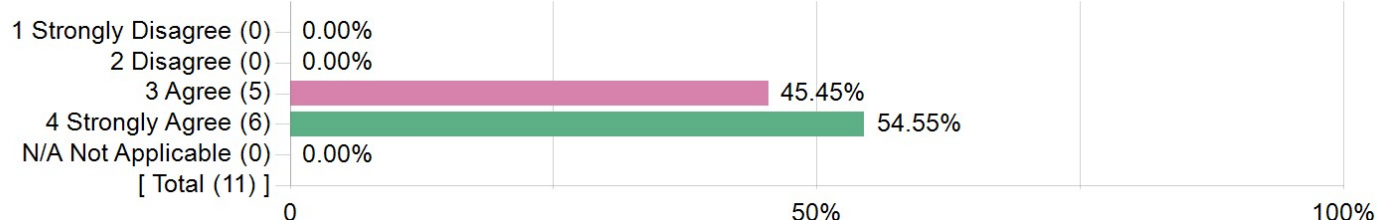
2. The grades I have received thus far reflect the QUALITY of my performance in the course.



3. The criteria for good performance on the assignments or assessments were clearly communicated.



4. The teaching assistant's evaluation of my performances was constructive.



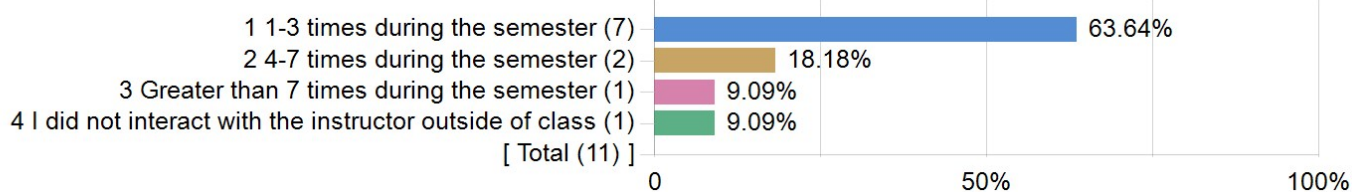
TA: Is there additional information or feedback that you would like to share with teaching assistant Hayun Song?

Comments
Not Answered

STUDENT ENGAGEMENT ANALYSIS

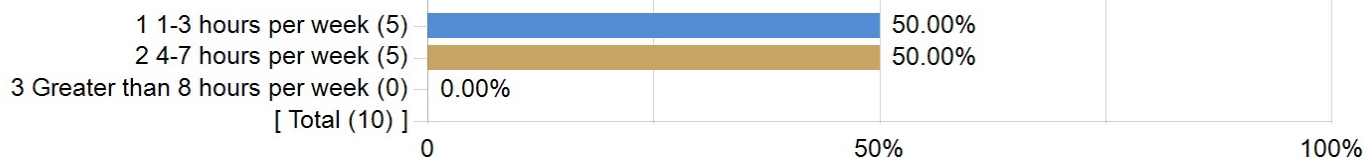
Number of TA Interactions Outside of Class

TA: Approximately how many times did you interact with teaching assistant **Hayun Song** outside of class? (e.g., via email, office hours).

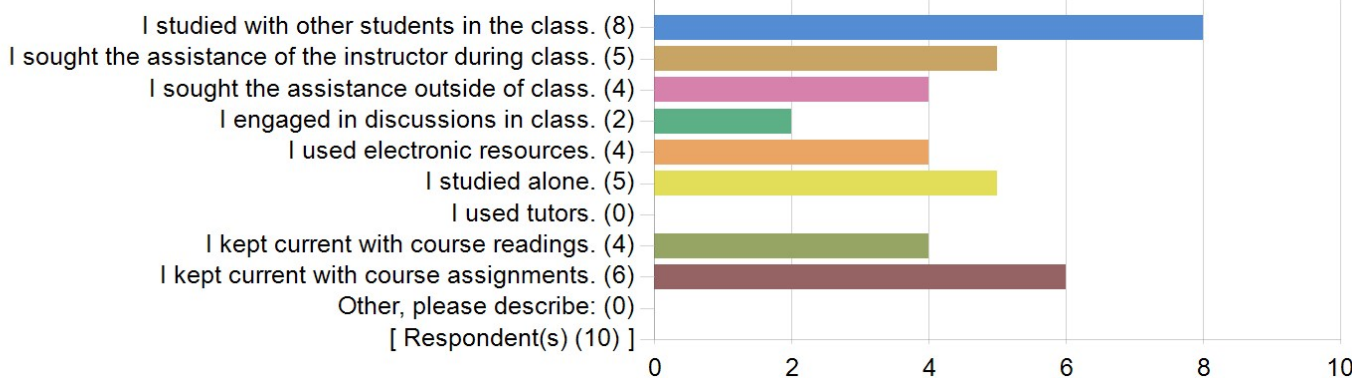


Approximately how many hours did you spend on coursework outside of the classroom?

Approximately how many hours did you spend on coursework outside of the classroom?



In what ways have you participated in your learning for this course? (Please select all that apply.)



Please describe the MOST valuable aspect(s) of this course.

Comments
I think that the group project where we apply econometrics to studying data in the real world is the most valuable aspect of the class and I think it should be an even bigger focus, potentially with in-class workshops where we can see examples of previous reports and have more guided instruction on how to conduct ours.
I think the TA was very understanding in everything that he did. He understood that the concepts could be difficult and was patient in both grading and discussing the material.
The most valuable aspect was diving deeper into the intricacies of statistics and economics so that I can have a more holistic understanding going forward.

Please describe the LEAST valuable aspect(s) of this course.

Comments
The disconnect between using the STATA software in every class and on every homework but never being tested on it ever. It's honestly quite frustrating to spend hours learning the different STATA commands, having to do almost all of the homework assignments on STATA, and spending roughly half of every class learning STATA, only to never be tested on it. I think if the professor wants to continue to use this software in this way, there should be at least one STATA exam or test with a computer/STATA portion on it. Otherwise, I don't really think it's fair to ask students to spend so much time learning a software yet the effort they put in to understanding it and being able to do the regressions and tests on STATA and not have it reflect in their grades through tests and quizzes.
I don't think there was much more he could have done. His discussions were exactly what I would expect out of a discussion session.
The least valuable aspect was having the additional problem sets to do along with the actual homework assignment.
Homework assignments were sometimes greater in difficulty than classwork